

APPENDIX A

THURMAN MUNSON

STATISTICAL ANALYSIS

BY TOM TUNISON

Yr	Age	Team	G	AB	R	H	2B	3B	HR	RBI	BB	AVG	OBP	SLG
1969	22	Yankees	26	86	6	22	1	2	1	9	10	256	330	349
1970	23	Yankees	132	453	59	137	25	4	6	53	57	302	386	415
1971	24	Yankees	125	451	71	113	15	4	10	42	52	251	335	368
1972	25	Yankees	140	511	54	143	16	3	7	46	47	280	343	364
1973	26	Yankees	147	519	80	156	29	4	20	74	48	301	362	487
1974	27	Yankees	144	517	64	135	19	2	13	60	44	261	316	381
1975	28	Yankees	157	597	83	190	24	3	12	102	45	318	366	429
1976	29	Yankees	152	616	79	186	27	1	17	105	29	302	337	432
1977	30	Yankees	149	595	85	183	28	5	18	100	39	308	351	462
1978	31	Yankees	154	617	73	183	27	1	6	71	35	297	332	373
1979	32	Yankees	97	382	42	110	18	3	3	39	32	288	340	374
Career			G	AB	R	H	2B	3B	HR	RBI	BB	AVG	OBP	SLG
11 Years			1,423	5,344	696	1,558	229	32	113	701	438	292	346	410

RANKINGS & ACCOMPLISHMENTS

- 1976 American League Most Valuable Player Award
- 1970 American League Rookie of the Year - 1st A.L. Catcher in History
- 7 X American League All Star Catcher - 6 Consecutive 1973-1978
- 3 X American League Gold Glove Catcher - 3 Consecutive 1973-1975
- 2 X World Series Champion 1977 + 1978
- New York Yankee Captain 1976 - 1979 (First since Lou Gehrig)
- Ranks 1st All Time in Complete Games Caught % - 92.4% (1182/1278)
- Ranks 3rd All Time in WAR per 162 Games Played for Catchers behind only Hall of Fame Catchers Mickey Cochrane and Johnny Bench
- Ranks 7th All Time in WAR 10 - Best Consecutive 10 Seasons of WAR for Catchers - only 6 Hall of Fame Catchers Rank ahead
- Ranks 8th All Time in WAR 7
- Ranks 12th All Time in JAWS for Catchers
- Ranks 16th All Time in WAR for Catchers
- 1st Catcher in Baseball History with 4 Seasons of 180+ Hits while catching 120 + Games each season - 4 Consecutive seasons 1975 - 1978

- Led American League Catchers in Hits 7 Consecutive Seasons 1972 - 1978
- 1 of 3 Catchers in Baseball History with 3 Consecutive Seasons with a .300+ Batting Average and 100+ Runs Batted In 1975 - 1978 (HOF Dickey + Piazza)
- 9 Consecutive Seasons with 1,000+ Innings caught and 100+ Complete Games caught - not one Hall of Fame Catcher can match this feat
- 9 Consecutive Seasons with 115+ Games Caught per season 1970 -1979
- 9 Consecutive Seasons with 60+ Assists per season 1970 - 1979
- 1st All Time in Postseason Batting Average .357 (Players with 129+ At Bats)
- Ranks 8th All Time in Post-season Batting Average .357 for top 500 players with most Post-season At Bats
- Only Catcher in Baseball History with a .300+ Batting Average, 20+ Runs Batted in and 20+ Runners Caught Stealing in the POST-SEASON
- 1970 - 1979 - Had more Innings Caught, Games Started at Catcher, Complete Games Caught, Assists, Runners Caught Stealing, At Bats, Hits and Higher Batting Average than both Hall of Fame Catchers Johnny Bench and Carlton Fisk

COMPARISONS

TO HALL OF FAME CATCHERS




BUCK EWING (1939)



ROGER BRESNAHAN (1945)




MICKEY COCHRANE (1947)




BILL DICKEY (1954)



GABBY HARTNETT (1955)



RAY SCHALK (1955).



ROY CAMPANELLA (1969).




YOGI BERRA (1972)



RICK FERRELL (1984)



ERNIE LOMBARDI (1986)



JOHNNY BENCH (1989)




CARLTON FISK (2000)



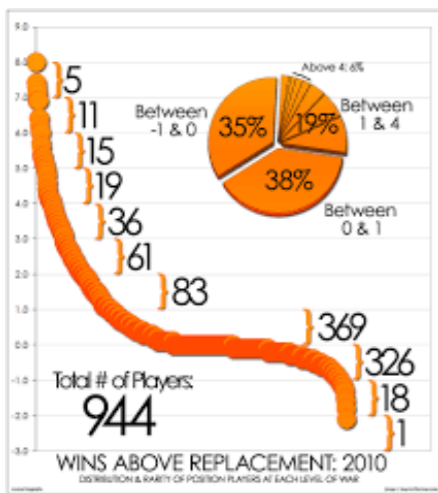
GARY CARTER (2003)



MIKE PIAZZA (2016)



IVAN RODRIGUEZ (2017)



WAR

WINS ABOVE REPLACEMENT is an attempt by the *Sabermetric* baseball community to summarize a player's total contribution to team in one statistic. It is important to note that while other metrics are important in the evaluation process, WAR is all-inclusive, providing a useful reference point comparing players.

In August of 2018, WAR 10 was highlighted by MLB analyst, Brian Kenny in which he suggests strongly that Thurman Munson should be in the Hall of Fame.

WAR 10

Best 10 Consecutive Years

PLAYER	FROM	WAR	*GC
Gary Carter	1977-86	60.8	1,390
Johnny Bench	1968-77	59.9	1,365
Mike Piazza	1993-02	53.9	1,300
Ivan Rodriguez	1995-04	50.7	1,251
Yogi Berra	1950-59	47.1	1,316
Mickey Cochrane	1925-34	47.0	1,249
THURMAN MUNSON	1970-79	45.6	1,253
Bill Dickey	1930-39	42.4	1,179
Carlton Fisk	1972-81	41.7	1,067
Gabby Hartnett	1930-39	35.8	1,123
Roy Campanella	1948-57	34.2	1,183
Ernie Lombardi	1934-43	32.7	1,006
Ray Schalk	1913-22	25.7	1,301
Ricke Ferrell	1931-40	20.3	1,160

* GC= Games Caught

WAR 162

WAR score for each 162 Games Played

PLAYER	WAR	GAMES
Mickey Cochrane	5.69	1,428
Johnny Bench	5.65	2,158
THURMAN MUNSON	5.25	1,423
Bill Dickey	5.05	1,789
Mike Piazza	5.05	1,912
Gary Carter	4.95	2,296
Roy Campanella	4.55	1,215
Yogi Berra	4.54	2,120
Carlton Fisk	4.44	2,499
Ivan Rodriguez	4.38	2,543
Gabby Hartnett	4.35	1,990
Ernie Lombardi	4.01	1,853
Ray Schalk	3.05	1,762
Ricke Ferrell	2.90	1,884

KEY: 8 + = MVP Caliber
5 + = All-Star Caliber
2 + = Starter
Below 2 = Reserve

WAR 3+

Most consecutive Seasons with 3 or greater WAR

PLAYER	YEARS	**AWAR
Johnny Bench	13	0
Ivan Rodriguez	11	1
Gary Carter	10	1
Yogi Berra	10	0
Mike Piazza	10	1
THURMAN MUNSON	9	0
Mickey Cochrane	9	0
Gabby Hartnett	8	4
Bill Dickey	7	3
Roy Campanella	5	1
Ray Schalk	4	3
Carlton Fisk	4	9
Ernie Lombardi	3	5
Ricke Ferrell	2	2

**AWAR= Additional Years with 3 + WAR

DURABILITY FACTOR

INNINGS & GAMES CAUGHT

Consecutive Seasons with 1,000 + innings Caught
& 100 + Complete Games Caught

PLAYER	SEASONS	FROM	FROM
THURMAN MUNSON	9	1970-78	
Yogi Berra	8	1950-57	
Johnny Bench	7	1968-74	
Gary Carter	6	1982-87	
Ray Schalk	5	1913-17	1919-23
Ivan Rodriguez	5	1995-99	2003-07
Rick Ferrell	5	1932-36	
Roy Campanella	5	1949-53	
Mike Piazza	4	1996-99	
Mickey Cochrane	3	1928-30	
Bill Dickey	3	1937-39	
Carlton Fisk	3	1976-78	
Gabby Hartnett	2	1927-28	1933-34
Ernie Lombardi	1	1938	



SEASONS OF INNINGS CAUGHT


Seasons with 1,000 +
1,100 + & 1,200 + innings Caught

PLAYER	1,000 +	1,100 +	1,200 +
Johnny Bench	11	7	2
Ivan Rodriguez	11	6	3
Gary Carter	10	9	8
Ray Schalk	9	4	3
Yogi Berra	9	6	5
THURMAN MUNSON	9	5	2
Carlton Fisk	9	6	2
Mike Piazza	8	5	3
Mickey Cochrane	7	3	0
Roy Campanella	7	2	0
Bill Dickey	6	3	0
Rick Ferrell	6	2	1
Gabby Hartnett	5	3	0
Ernie Lombardi	1	0	0

DURABILITY FACTOR

SEASONS WITH COMPLETE GAMES CAUGHT

PLAYER	100-114	115-129	130-139	140+
Ivan Rodriguez	12	4	0	0
Ray Schalk	10	4	1	0
Johnny Bench	10	6	2	0
Gary Carter	10	8	5	2
Yogi Berra	9	6	5	0
THURMAN MUNSON	9	6	3	1
Carlton Fisk	9	5	2	2
Roy Campanella	8	3	0	0
Rick Ferrell	7	2	0	0
Mickey Cochrane	6	2	0	0
Gabby Hartnett	6	3	0	0
Bill Dickey	6	3	0	0
Mike Piazza	6	4	0	0
Ernie Lombardi	1	0	0	0



DURABILITY FACTOR

SEASONS WITH 140 + GAMES PLAYED

PLAYER	SEASONS	*STREAK
Johnny Bench	9	8
Gary Carter	9	4
THURMAN MUNSON	7	7
Yogi Berra	6	3
Mike Piazza	6	4
Ivan Rodriguez	5	4
Ray Schalk	3	1
Carlton Fisk	3	2
Gabby Hartnett	2	1
Roy Campanella	2	1
Rick Ferrell	1	1
Bill Dickey	1	1
Mickey Cochrane	0	0
Ernie Lombardi	0	0

* Consecutive Seasons



CONSECUTIVE SEASONS CATCHING 120 + GAMES

PLAYER	SEASONS	FROM	FROM
Johnny Bench	10	1968-77	
Yogi Berra	8	1950-57	
THURMAN MUNSON	7	1972-78	
Mike Piazza	7	1996-02	
Gary Carter	6	1982-87	
Ray Schalk	5	1913-17	1919-23
Rick Ferrell	5	1932-36	
Roy Campanella	5	1949-53	
Ivan Rodriguez	5	1995-99	2003-07
Mickey Cochrane	4	1927-30	
Bill Dickey	3	1937-39	
Carlton Fisk	3	1976-78	
Gabby Hartnett	2	1933-34	
Ernie Lombardi	2	1938-39	

DURABILITY FACTOR & DEFENSE

THURMAN MUNSON

Is the **ALL-TIME LEADER** in MLB history in % of Complete Games caught.

He caught in 1,278 games during his career, with 1,182 **COMPLETE GAMES**.

COMPLETE GAMES CAUGHT % (CAREER)

PLAYER	.PCT
THURMAN MUNSON	92.4
Roy Campanella	90.6
Yogi Berra	88.1
Rick Ferrell	86.8
Ivan Rodriguez	85.7
Gabby Hartnett	84.8
Bill Dickey	84.7
Gary Carter	84.4
Ray Schalk	84.1
Carlton Fisk	83.9
Mickey Cochrane	82.6
Johnny Bench	82.5
Ernie Lombardi	78.8
Mike Piazza	73.9



CONSECUTIVE SEASONS OF 60+ ASSISTS

PLAYER	SEASONS	FROM
Ray Schalk	11	1913-23
Mickey Cochrane	10	1925-34
THURMAN MUNSON	9	1970-78
Gabby Hartnett	8	1930-37
Rick Ferrell	6	1930-35
Yogi Berra	6	1949-54
Gary Carter	6	1982-87
Ivan Rodriguez	5	1995-99
Bill Dickey	4	1935-38
Johnny Bench	3	1968-70
Carlton Fisk	3	1976-78
Mike Piazza	3	1996-98
Ernie Lombardi	2	1938-39
Roy Campanella	1	1951

OFFENSE

SEASONS WITH 130 + HITS

PLAYER	SEASONS	*STREAK
Ivan Rodriguez	11	6
Mickey Cochrane	10	9
Yogi Berra	9	7
Johnny Bench	9	8
Gary Carter	9	4
Mike Piazza	9	8
Bill Dickey	8	4
THURMAN MUNSON	8	7
Gabby Hartnett	6	4
Carlton Fisk	5	2
Rick Ferrell	4	
Roy Campanella	3	
Ray Schalk	1	
Ernie Lombardi	1	

* Consecutive Seasons



SEASONS WITH 180 + HITS

PLAYER	SEASONS	*STREAK
THURMAN MUNSON	4	4
Ivan Rodriguez	4	4
Mike Piazza	3	3
Yogi Berra	1	
Ray Schalk	0	
Rick Ferrell	0	
Mickey Cochrane	0	
Gabby Hartnett	0	
Bill Dickey	0	
Ernie Lombardi	0	
Roy Campanella	0	
Johnny Bench	0	
Carlton Fisk	0	
Gary Carter	0	

* Consecutive Seasons

OFFENSE

**OPS + (PARK ADJUSTED)

PLAYER	OPS+	FROM
Mike Piazza	142	1992-07
Mickey Cochrane	129	1925-37
Bill Dickey	127	1928-46
Gabby Hartnett	126	1922-41
Ernie Lombardi	126	1931-47
Johnny Bench	126	1967-83
Yogi Berra	125	1946-65
Roy Campanella	123	1948-57
Carlton Fisk	117	1969-93
THURMAN MUNSON	116	1969-79
Gary Carter	115	1974-92
Ivan Rodriguez	106	1991-11
Rick Ferrell	95	1929-47
Ray Schalk	83	1912-29

** 100 = League Average

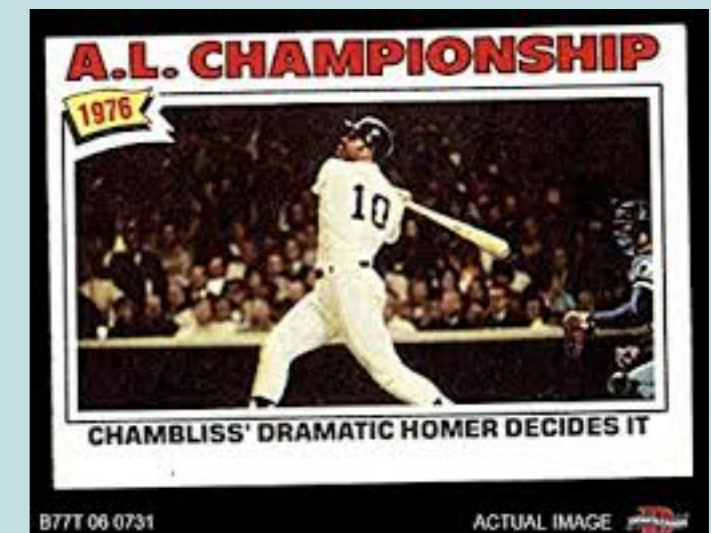


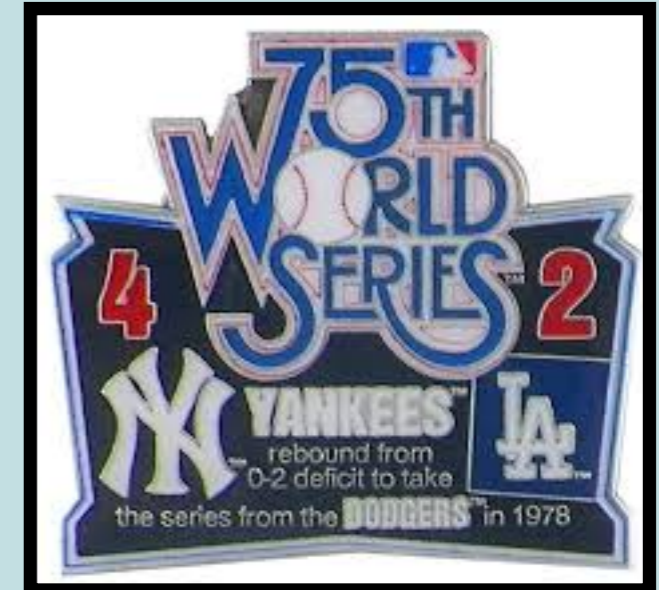



*AIR- HITTING AIR

PLAYER	SCORE	FROM
THURMAN MUNSON	91	1969-79
Johnny Bench	95	1967-83
Gary Carter	95	1974-92
Ray Schalk	96	1912-29
Ernie Lombardi	97	1931-47
Carlton Fisk	99	1969-93
Yogi Berra	100	1946-65
Mike Piazza	105	1992-07
Gabby Hartnett	106	1922-41
Bill Dickey	108	1928-46
Rick Ferrell	108	1929-47
Roy Campanella	108	1948-57
Ivan Rodriguez	109	1991-11
Mickey Cochrane	114	1925-37

*Measures the level of Leagues and Park played in. Listed in order of MOST DIFFICULT to LEAST DIFFICULT Park for hitters

POST SEASON PERFORMANCE



1976-1978 PLAYOFFS & WORLD SERIES PERFORMANCE

- Post-season Batting Average of .357 is 94 Points higher than the average Hall of Fame catcher.
- Munson is the only player in Baseball history to hit safely in 27 of 30 post-season games.
- Yogi Berra is the only Hall of Fame catcher with more post-season hits than Munson.
- Munson has more Runs Batted In per post-season game than every Hall of Fame catcher
- Thurman Munson, Bill Dickey and Johnny Bench are the only catchers in history to have 5 RBI during a single World Series game
- Against players with a minimum 129 post-season At Bats (his total) Munson ranks NUMBER ONE all-time with a .357 batting average
- His batting average ranks #8 all-time in the top 500 players in post-season history
- Munson's .529 BA in the 1976 World Series was the highest ever for a player on a losing team. His remaining teammates batted .178
- Hit 6 consecutive hits in the 1976 World Series set a new record
- He extended his streak to 7 during his first at bat against Don Sutton in the 1977 World Series
- He was the first catcher in World Series history to throw out 4 base runners in a 4 game series (Reds 1976)

- Munson posted a 44% success rate in Caught Stealing against three of the most prolific base-stealing team of the 1970's: 1976 Kansas City Royals (218 steals), 1978 Royals (216) and the 1977 Cincinnati Reds (210)
- Munson threw out 24 base stealers in post-season games— breaking a record that stood for 55 years. Munson's record stood for 26 years.
- He is the only catcher in history to throw out at least 3 runners caught stealing in 6 different post-season series.
- He is the only catcher in history to show out at least 7 runners in 3 different post-seasons
- His 24 caught-stealing in post-season play is the highest of any Hall of Fame catcher in history
- Munson batted .373 with an OPS of .909 and made no errors during World Series play
- He batted .339 with an OPS of .833 during Championship Series games
- His 2.13 Total Bases per game (64 bases total) surpasses all other Hall of Fame catchers (only one other is at 2.0)
- Yogi Berra and Johnny Bench are the only Hall of Fame catchers with more post-season Total Bases than Munson

POST SEASON STATISTICS RANKING TO HOF CATCHERS

PLAYER	GAMES	OPS	BATTING AVG	HITS	RBI
THURMAN MUNSON	30	874	357	46	22
Johnny Bench	45	862	266	45	20
Yogi Berra	75	811	274	71	39
Gary Carter	30	786	280	33	21
Carlton Fisk	14	762	259	14	6
Mike Piazza	32	759	242	29	15
Mickey Cochrane	31	722	245	27	7
Bill Dickey	38	709	255	37	24
Ivan Rodriguez	40	706	255	39	25
Roy Campanella	32	696	237	27	12
Gabby Hartnett	16	680	241	13	3
Ray Schalk	14	673	286	12	2
Ernie Lombardi	6	610	235	4	2

INDIVIDUAL SEASONS

1970-78

1970

Thurman Munson wins Rookie of the Year - 1st American League Catcher in history

Year

Led the league Games Caught
125

Led the League Innings Caught
1,092.2

Led the League Assists 80

Started 119 Games at Catcher
(2nd)

Completed 117 Games at Catcher
(2nd)

Double Plays 11 (3rd)

Played 132 Total Games

Caught Stealing Percentage 52%

526 Plate appearances

453 At Bats

Records 137 Hits

Records 25 Doubles

Records .302 Batting Average (8th)

Records .386 On Base Percentage (9th)



1971

Thurman Munson misses time for U.S. Military Service -
Makes First All Star Team

Led the League Fielding Percentage .998

Led the League Runners Caught Stealing Percentage 61%

Assists 67 (2nd)

Runners Caught Stealing 36 (3rd)

Caught 1,019 Innings (3rd)

Started 114 Games at Catcher (3rd)

Completed 110 Games at Catcher (3rd)

Caught 117 Games

Played 125 Total Games

517 Plate Appearances

451 At Bats

Records 10 Home Runs

Records 71 Runs Scored

Finishes the season with a WAR score of 4.1

Makes 1971 American League All Star Team



INDIVIDUAL SEASONS

1970-79

1972

Thurman Munson Records 143 Hits: Leading all American League Catchers

Led the League Games Started at Catcher 132

Led the League Games Caught 132

Led the League Innings Caught 1,160

Led the League Complete Games Caught 130

Assists 71 (2nd)

Double Plays 11 (2nd)

Caught Stealing Percentage 48% (2nd)

Played 140 Total Games

568 Plate Appearances

511 At Bats

Records .280 Batting Average

Records. 117 Singles (7th)

Finishes the season with OPS+ score of 114

Finishes the seasons with a WAR score of 3.5

1973

Thurman Munson Records 156 Hits: Leading all American League Catchers Led the League Games Started at Catcher 142

Led the League Games Caught 142

Led the League Innings Caught 1,246

Led the League Complete Games Caught 140

Led the League Assists 80

Led the League Double Plays 11

Runners Caught Stealing 47 (2nd)

Caught Stealing Percentage 49% (3rd)

Played 147 Total Games

576 Plate Appearances

519 At Bats

Records .301 Batting Average (6th)

Records .487 Slugging (6th)

Records .849 OPS (10th)

Records 20 Home Runs

Records 74 Runs Batted In

Records 80 Runs Scored

Records 29 Doubles (6th)

Records 253 Total Bases (10th)

Records 53 Extra Base Hits (5th)

Makes 1973 American League All Star Team

Wins Gold Glove Award for Outstanding Catcher

Finishes the season with OPS+ score of 142 (7th)

Finishes the season with a WAR score of 7.2 (8th) - 3rd for Position Players

Finishes the season with an Offensive WAR score of 6.2 (4th)



INDIVIDUAL SEASONS

1970-79

1974

Thurman Munson Records 135 Hits: Leading all American League Catchers

Led the League Games Started at
Catcher 136

Led the League Innings Caught
1,202.2

Led the League Complete Games
Caught 131

Led the League Assists 75
Games Caught 137 (2nd)

Put Outs 743 (2nd)

Double Plays 10 (2nd)

Caught Stealing Percentage 35%

HISTORIC: Joins Yogi Berra as only 2
Catchers in A.L. History with 3
consecutive season of 130+ Complete
Games Caught

Played. 144 Total Games

571 Plate Appearances

517 At Bats

Records 13 Home Runs

Records 60 Runs Batted In

Records 64 Runs Scored

Records 12 Intentional Walks (5th)

Makes 1974 American League All Star Team

Wins Gold Glove Award for Outstanding Catcher

Finishes the season with a WAR score of 3.0



1975

Thurman Munson Records 190 Hits: Leading all American League Catchers

Led the League Runners Caught Stealing Percentage 50%

Led the League Double Plays 14

Assists 95 (2nd)

Putouts 700 (3rd)

Runners Caught Stealing 60 (3rd)

Caught 130 Games (3rd)

Caught 1,131.2 Innings (3rd)

Started 129 Games at Catcher (3rd)

Completed 119 Games at Catcher (3rd)

Played 157 Total Games (8th)

661 Plate Appearances

597 At Bats (7th)

Led the League Singles 151

Records 190 Hits (3rd) 5 hits shy of League Title - Best finish in Baseball History Catcher

Records .318 Batting Average (3rd)

Records 102 Runs Batted In (5th)

Records 241 Times on Base (8th)

Records 12 Home Runs

Records 83 Runs Scored

Records 24 Doubles

Records 256 Total Bases

CLUTCH: Batted .368 with 2 outs and Runners in Scoring Position and .314 when team trailed

HISTORIC: Joins Yogi Berra as the only 2 Catchers in American League History to record 180 hits and then 190 hits while catching 120 Games

Makes 1975 American League All Star Team

Wins Gold Glove Award for Outstanding Catcher

Finishes the season with OPS+ score of 126

Finishes the Season with a WAR score of 6.6 (7th) - 7th for Position Players

Finishes the Season with an Offensive WAR score of 5.8 (7th)



INDIVIDUAL SEASONS

1970-79

1976

Thurman Munson Records 186 Hits: Leads all American League Catchers

Thurman Munson Wins 1976 American League Most Valuable Player Award

Assists 78 (2nd)

Runners Caught Stealing 50 (3rd)

Runners Caught Stealing Percentage 35%

Caught 121 Games

Caught 1,062 Innings

Started 118 Games at Catcher

Completed 108 Games at Catcher

Played 152 Total Games

665 Plate Appearances

616 At Bats (6th)

Records 186 Hits (4th)

Records .302 Batting Average (9th)

Records 105 Runs Batted In (2nd)

Records 266 Total Bases (6th)

Records 141 Singles (3rd)

Records 17 Home Runs

Records 27 Doubles

Records 79 Runs Scored



HISTORIC: Joins Yogi Berra as the only 2 Catchers in A.L. History with a 2nd Place finish in Runs Batted In. No American League Catcher has ever led the league in Runs Batted In.

HISTORIC: Becomes first Catcher in A.L. History with 2 seasons of 180 hits while catching 120 games

CLUTCH: Batted .317 with 2 outs and Runners in Scoring Position and .344 when team trailed

Makes the 1976 American League All Star team

Finishes the season with OPS+ score of 126

Finishes the season with a WAR score of 5.3

Finishes the season with an Offensive WAR score of 5.4 (7th)

INDIVIDUAL SEASONS

1970-79

1977

Thurman Munson Records 183 Hits: Leading all American League Catchers

Caught 136 Games
Caught 1,158.2 Innings
Started 136 Games at Catcher
Completed 117 Games at Catcher (3rd)
Played 149 Total Games
638 Plate Appearances
595 At Bats

Records 132 Singles (9th)
Records 8 Intentional Walks (10th)
Records .308 Batting Average
Records 100 Runs Batted In
Records 18 Home Runs
Records 28 Doubles
Records 85 Runs Scored
Records 275 Total Bases



HISTORIC: Joins Bill Dickey as the only 2 Catchers in Baseball History to have 3 consecutive seasons with a .300 Batting Average and 100 Runs Batted In

HISTORIC: Becomes first Catcher in A.L. History with 3 seasons of 180 hits while catching 120 games

CLUTH: Batted .317 with 2 outs and Runners in Scoring Position

Makes the 1977 American League All Star Team

Finishes season with OPS+ of 121

Finishes season with WAR score 4.9

INDIVIDUAL SEASONS

1970-79

1978

Thurman Munson Records 183 Hits: Leading all American League Catchers

HISTORIC: Thurman Munson becomes the first Catcher in Baseball History to Record 4 seasons with 180 hits while catching 120 games and he does it in 4 consecutive seasons 1975-1978

Caught 125 Games
Caught 1,063 Innings
Started 125 Games at Catcher
Completed 109 Games at Catcher
Played 154 Games

667 Plate Appearance - Most in his career

617 At Bats (8th) - Most in his career

Records 183 Hits (4th)
Records 149 Singles (2nd)
Records .297 Batting Average (10th)
Records 71 Runs Batted In
Records 27 Doubles
Records 73 Runs Scored
Records 230 Total Bases

Makes the 1978 American League All Star Team

Finishes the season with a WAR score of 3.3



INDIVIDUAL SEASONS

1970-79

1979

~

Caught	88 games
Caught	754.2 Innings
Started	88 Games at Catcher ~
Completed	77 Games at Catcher
Played	97 Games
Records	110 Hits
	86 Singles
	18 Doubles
	3 Triples
	3 Home runs
	.288 Batting Average
	.310 BA with 2 outs and RISP
	.340 OPP
	.714 OPS
	39 Runs Batted In
	42 Runs Scored
	143 Total Bases

